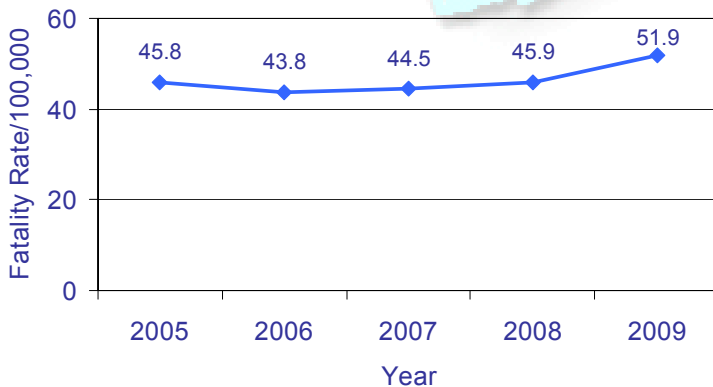


FLORIDA INJURY FACTS: UNINTENTIONAL FALLS: SENIORS

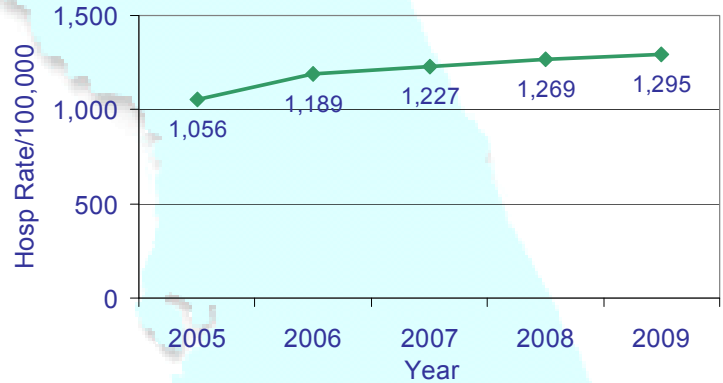
AT A GLANCE:

- Falls are the leading cause of fatal and non-fatal injuries among Florida's senior population (65+ years) and result in significant physical, personal, social and economic burden.
- In 2009, 1,714 senior residents were fatally injured in an unintentional fall. In addition, there were another 42,754 hospitalizations for non-fatal injuries.

Fatal Unintentional Fall-Related Injuries, by Year, 2005-2009



Non-Fatal Unintentional Fall-Related Injury Hospitalizations, by Year, 2005-2009



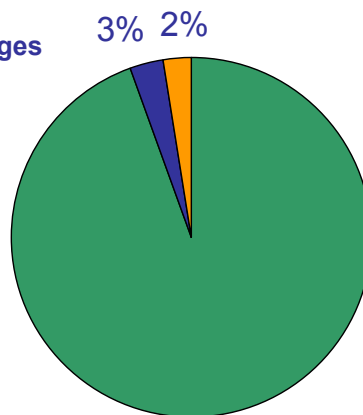
ECONOMIC IMPACT:

In 2009, among seniors:

- The median admission charge for non-fatal unintentional fall-related injury hospitalizations was \$39,780; total charges exceeded \$2 billion. The median length of stay was four days and most patients (87%) received continued medical care after hospital discharge; only 12% of patients went directly home without care.
- Medicare was the payer source for 95% of these hospitalizations.

Non-Fatal Unintentional Fall-Related Injury Hospitalization Admission Charges and Payer Source, Florida Residents, Ages 65 Years and Older 2009

Median Admission Charge
\$39,780
Total Admission Charges
> \$2 billion



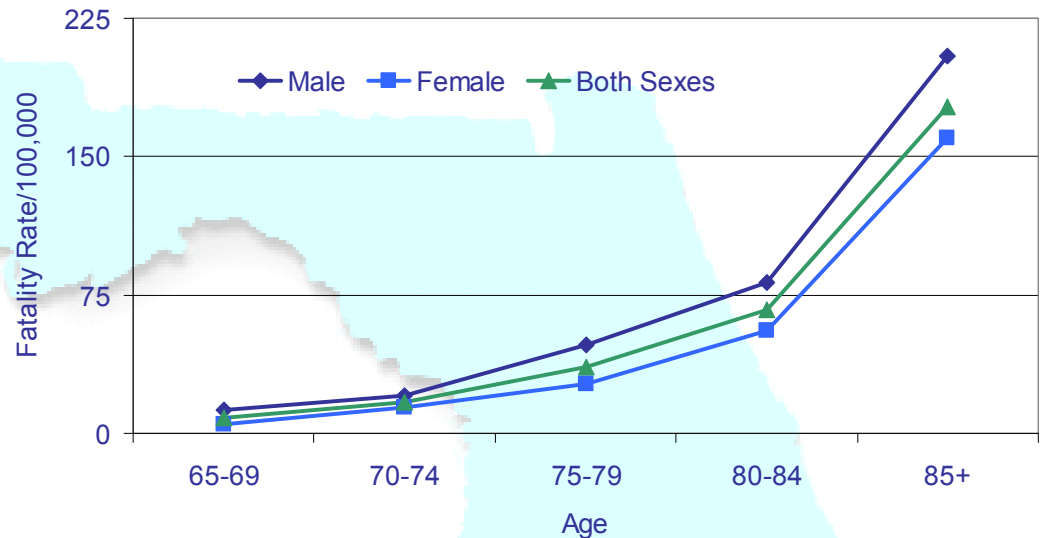
- Medicare (95%)
- Commercial Insurance (3%)
- Other (2%)

WHO IS INJURED?

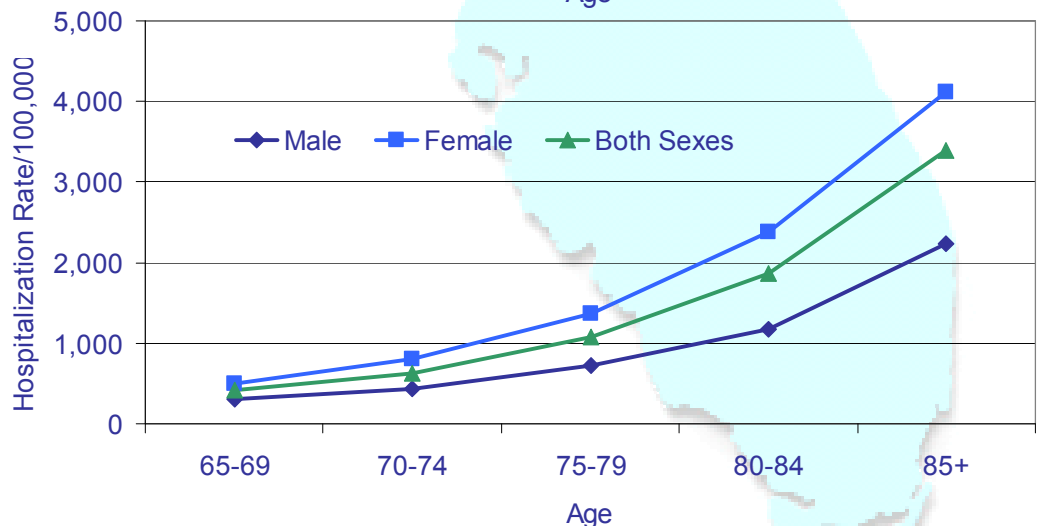
In 2009, among seniors:

- Males of each age group had a higher rate of fatal unintentional fall-related injuries than their female counterpart while the non-fatal hospitalization rates were highest among females.
- The rate of injury, fatal and non-fatal, increased dramatically with age among both males and females. Residents ages 85 years and older were most at risk.

Fatal Unintentional Fall-Related Injuries, by Age and Sex, Florida Residents, Ages 65+, 2009



Non-Fatal Unintentional Fall-Related Injury Hospitalizations, by Age and Sex, Florida Residents, Ages 65+, 2009



- Males accounted for 50% of unintentional fall-related injury deaths, but only 28% of non-fatal hospitalizations. Females accounted for 50% of deaths, and 72% of hospitalizations.
- Whites accounted for 93% of unintentional fall-related injury deaths and non-fatal hospitalizations combined, Blacks accounted for 3%, and Other Non-Whites 3%.

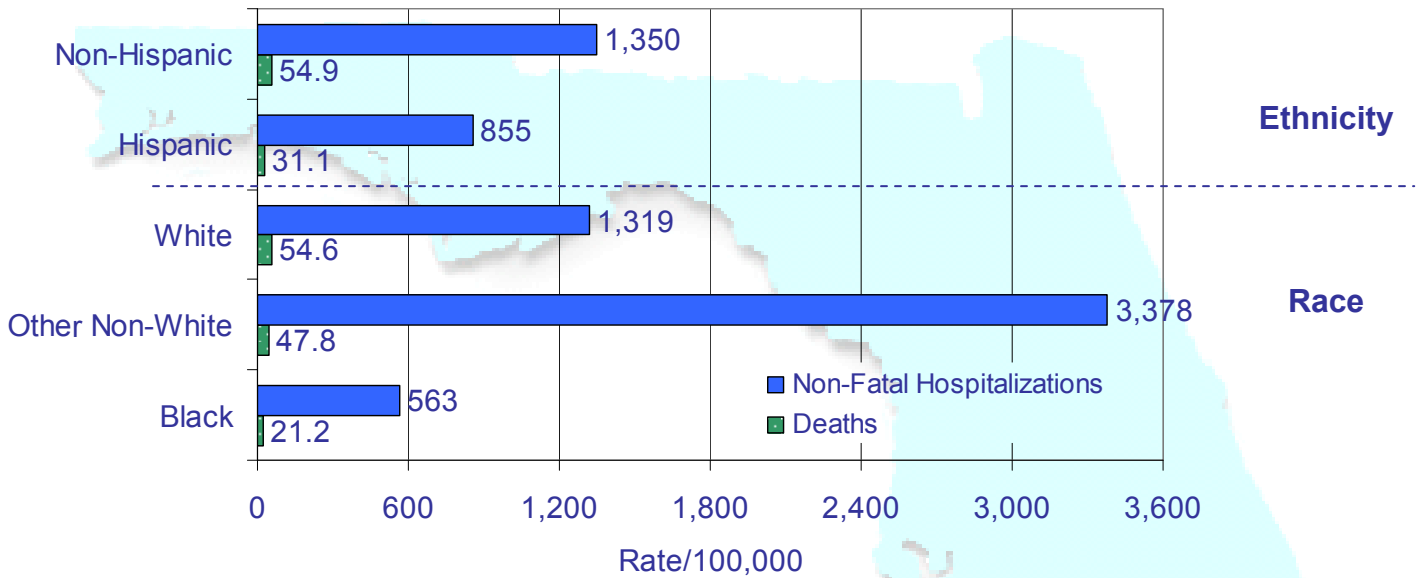
Fatal Unintentional Fall-Related Injuries and Non-Fatal Hospitalizations, by Sex and Race, Florida Residents, Ages 65 Years and Older, 2009

	Female	Male	White	Black	Other Non-White	Both Sexes, All Races
Deaths	861	853	1,639	54	21	1,714
Non-Fatal Hospitalizations	30,874	11,880	39,631	1,432	1,484	42,754

In 2009, among seniors:

- Non-Hispanic residents had higher rates of fatal unintentional fall-related injuries and non-fatal hospitalizations than Hispanic residents.
- White residents had the highest rate of fatal unintentional fall-related injuries while Other Non-White residents had the highest non-fatal hospitalization rate. Black residents had the lowest hospitalization rate and fatality rate.

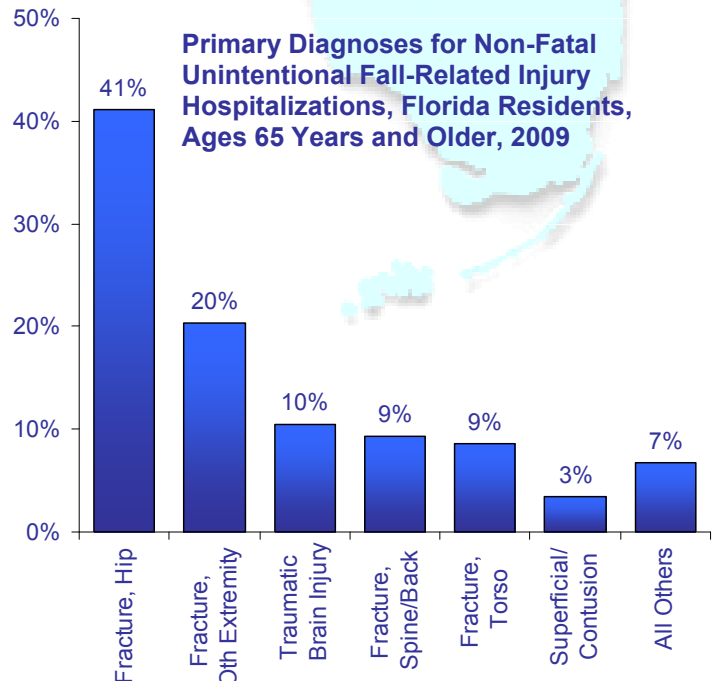
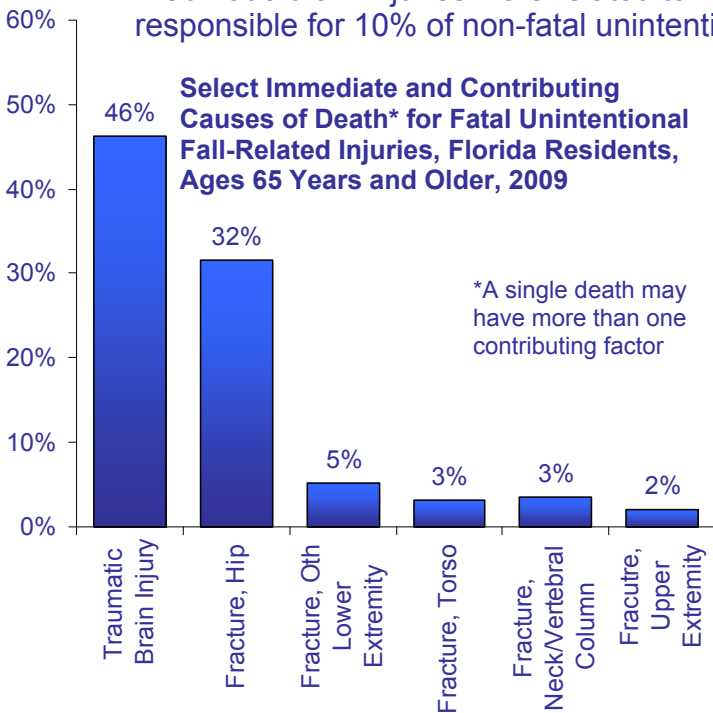
Fatal Unintentional Fall-Related Injuries and Non-Fatal Hospitalizations, by Hispanic Ethnicity and Race, Florida Residents, Ages 65 Years and Older, 2009



MOST COMMON INJURIES FROM UNINTENTIONAL FALLS:

In 2009, among seniors:

- Hip fractures were related to 32% of unintentional fall-related deaths and responsible for 41% of non-fatal unintentional fall-related injury hospitalizations.
- Traumatic brain injuries were related to 46% of unintentional fall-related deaths and responsible for 10% of non-fatal unintentional fall-related injury hospitalizations.



PLACE OF OCCURRENCE AND TYPE OF FALL:

In 2009, among seniors:

- Approximately 80% of unintentional fall-related injuries occurred within or around a place of residence.
- The most common fatal and non-fatal falls were same-level falls which includes: slips, trips, and stumbles. Falls from stairs, steps, ladders, and furniture were also common. However, large numbers of fall causes were unspecified.

Fatal Unintentional Fall-Related Injuries, by Type of Fall, Florida Residents, Ages 65 Years and Older, 2009

External Cause of Injury Code, Description, Number of Deaths

W01 Slip, Trip, Stumble – 29	W10 Stairs, Steps – 24
W03 Collision with/pushing by other person – <5	W11 Ladder – 21
W04 While carried/supported by other person – 8	W13 Building – 9
W05 Wheelchair – 18	W15 Cliff – <5
W06 Bed – 52	W17 Other fall, one level to another – 12
W07 Chair – 12	W18 Other fall, same level – 819
W08 Other furniture – 6	W19 Unspecified – 700

Non-Fatal Unintentional Fall-Related Injury Hospitalizations, by Type of Fall, Florida Residents, Ages 65 Years and Older, 2009

External Cause of Injury Code, Description, Number of Hospitalizations

E880 Escalator – 6	E884.6 Commode – 237
E880.1 Sidewalk curb – 169	E884.9 Other fall – one level to another - 345
E880.9 Stairs, Steps – 903	E885.0 Non-motorized Scooter - 23
E881.0 Ladder – 525	E885.1 Roller Skates – <5
E881.1 Scaffolding – <5	E885.2 Skateboard – 5
E882 Building – 52	E885.3 Skis – 7
E883.0 Dive or jump into water – <5	E885.9 Other Slip, Trip, Stumble – 19,659
E883.9 Into other hole or opening – 15	E886.0 Collision with person in sports – 10
E884.0 Playground Equipment – <5	E886.9 Oth/Unspec collisions with person – 50
E884.1 Cliff– <5	E888.0 Fall and strike sharp object – 33
E884.2 Chair – 696	E888.1 Fall and strike against other object – 596
E884.3 Wheelchair – 618	E888.8 Other fall – 2,977
E884.4 Bed – 1,456	E888.9 Unspecified – 14,291
E884.5 Other furniture – 73	

INFORMATION AND PREVENTION RESOURCES:

- The Centers For Disease Control and Prevention, National Center for Injury Prevention and Control <http://www.cdc.gov/homeandrecreationalafety/falls/index.html>
- Florida Department of Elder Affairs and AARP, Communities for a Lifetime <http://www.communitiesforalifetime.org>
- National Council on Aging, Falls Prevention <http://www.ncoa.org/improving-health/falls-prevention/>

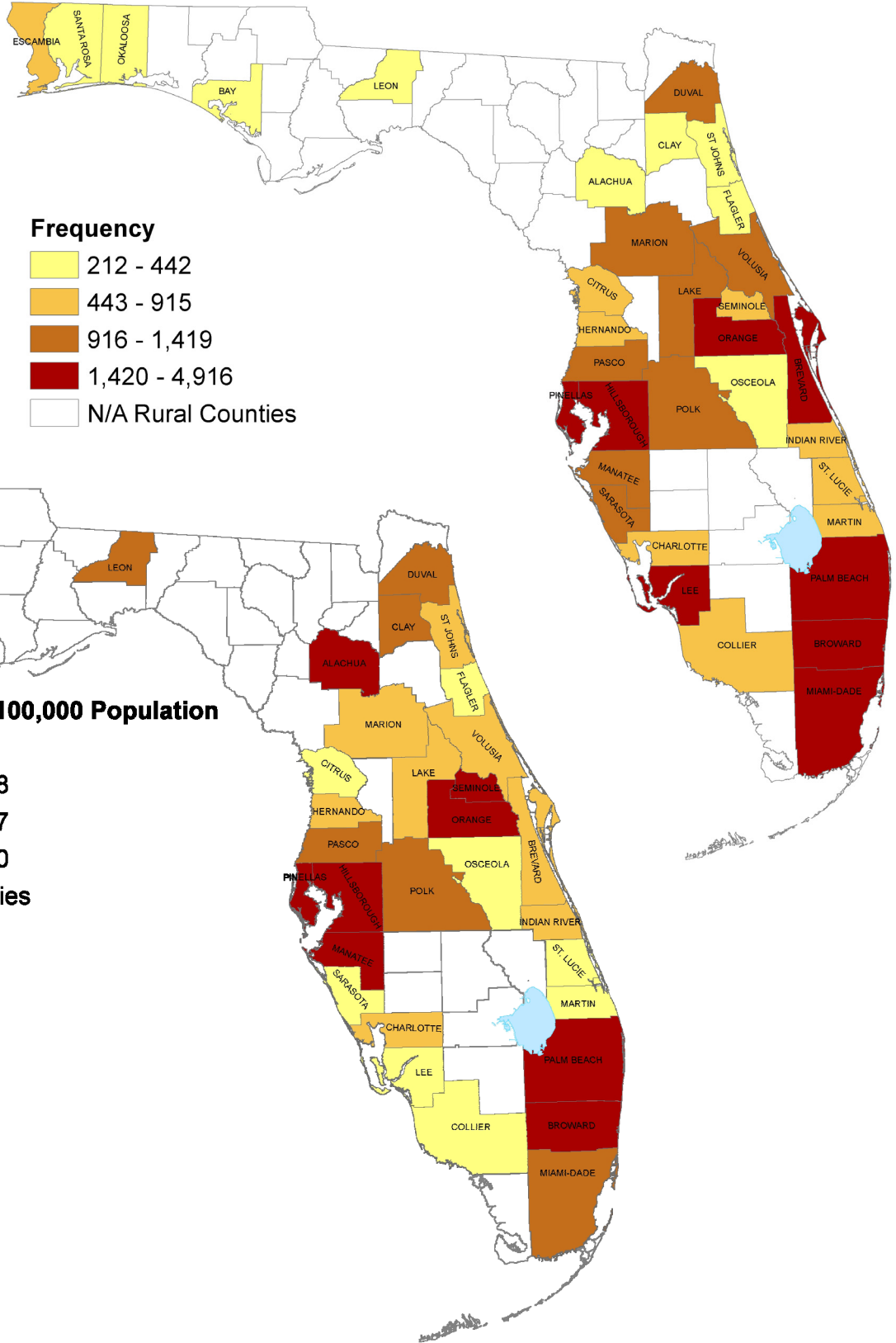
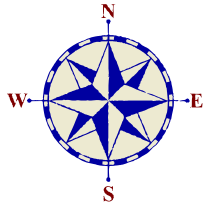
DATA SOURCES AND CASE DEFINITIONS:

Unintentional Fall-Related Injury Deaths: Florida Department of Health, Office of Vital Statistics, Death Certificates; Underlying Cause of Death ICD-10 W00-W19

Non-Fatal Unintentional Fall-Related Injury Hospitalizations: Agency for Health Care Administration, Hospital Discharge Data; Records with Injury Principal Diagnosis and Unintentional Fall External Cause of Injury Code ICD-9 CM E880-E886, E888

COUNTY BY COUNTY COMPARISON: NON-RURAL COUNTIES

Unintentional Fall-Related Injury Deaths and Non-Fatal Hospitalizations, Florida Residents of Non-Rural Counties, Ages 65 Years and Older, 2009



Frequency

- 212 - 442
- 443 - 915
- 916 - 1,419
- 1,420 - 4,916
- N/A Rural Counties

Age-Adjusted Rate/100,000 Population

- 881.2 - 1,151.4
- 1,151.5 - 1,279.8
- 1,279.9 - 1,410.7
- 1,410.8 - 1,687.0
- N/A Rural Counties

COUNTY BY COUNTY COMPARISON: RURAL* COUNTIES

Unintentional Fall-Related Injury Deaths and Non-Fatal Hospitalizations,
Florida Residents of Rural Counties, Ages 65 Years and Older, 2009

