

2005 Fall-Related Injury Hospitalizations Pinellas County Florida Residents Aged 65 Years and Older

Fall-related injuries occur most frequently among the elderly, especially after age 75. Fall-related injuries are a significant cause of injury burden for Pinellas County's resident population aged 65 years and older.

- There were 2749 hospitalizations of Pinellas County's senior residents due to fall-related injuries in 2005. All of these fall-related injuries were unintentional.
- Unintentional fall-related injuries were the leading cause of injury hospitalization of Pinellas County's senior residents in 2005.
- Females made up 75% of these fall-related injuries, Males 25%.
- Residents over 85 years of age made up 45% of these fall-related injuries, 80-84 years 24%, 75-79 years 17%, 70-74 years 8%, and 65-69 years 6%.
- Whites made up 97% of these fall-related injuries, Blacks 2%, and Other 1%.
- The four leading fall-related injuries were hip fracture (1161), pelvic fracture (240), shoulder/upper arm fracture (213), and traumatic brain injury (205).
- Slips, trips, and stumbles accounted for 44% of the falls.
- The median hospital charge was \$23,930 with total charges equaling \$77,616,233. These figures may overestimate the payer's actual cost.
- The median length of stay for these hospitalizations was 4 days. The majority of patients (65%) were then discharged to a skilled nursing facility.
- The five zip codes with the highest number of fall-related injury hospitalizations of their senior residents were: 34698 Dunedin, 34684 Palm Harbor, 33756 Clearwater, 33771 Largo, and 33763 Clearwater.
- The five zip codes with the highest fall-related injury hospitalization rates were 33716 St. Petersburg, 33756 Clearwater, 33759 Clearwater, 33765 Clearwater, and 33771 Largo.



Produced By:

Office of Injury & Violence Prevention, Pinellas County Health Department
205 Dr. M L King St N, St Petersburg, FL 33701 (727) 824-6900

Data Source: Agency for Health Care Administration,
Florida Center for Health Information and Policy Analysis, Hospital Discharge Data.

2005 Fall-Related Injury Hospitalizations Pinellas County Florida Residents Aged 65 Years and Older

Figure 1: Fall-Related Injury Hospitalizations by Gender and Age Group

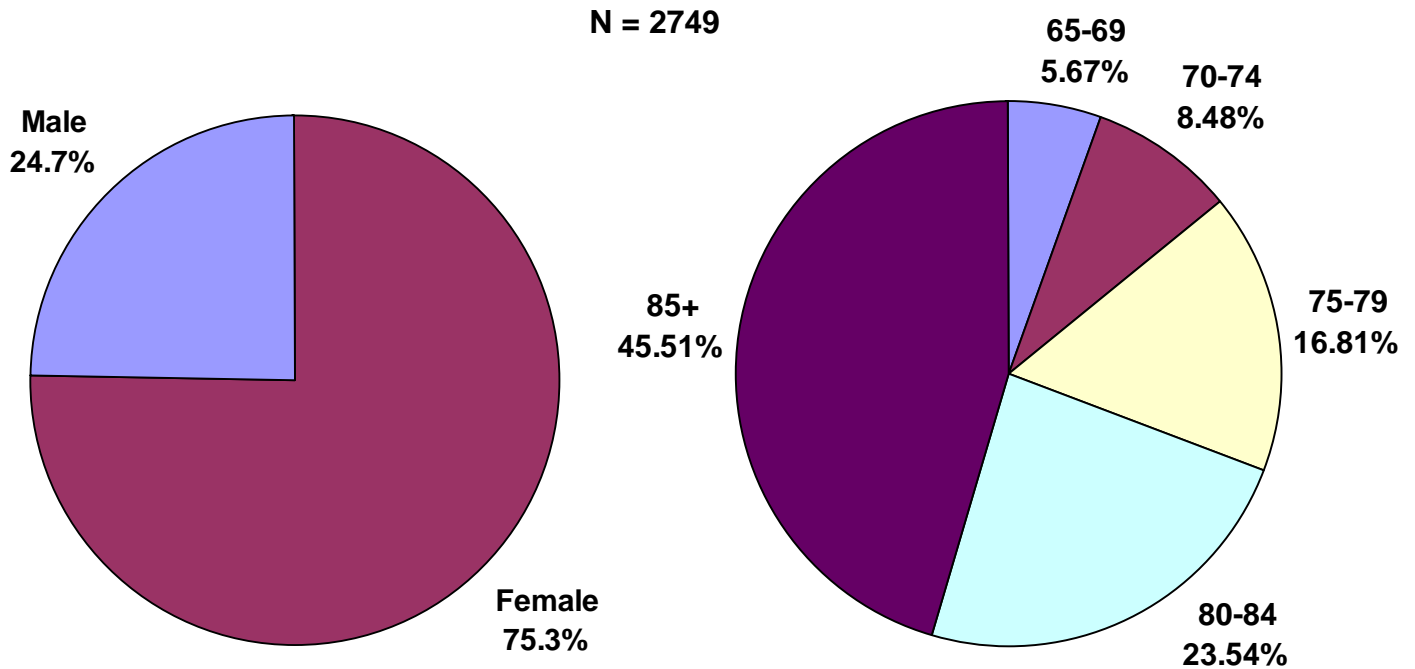
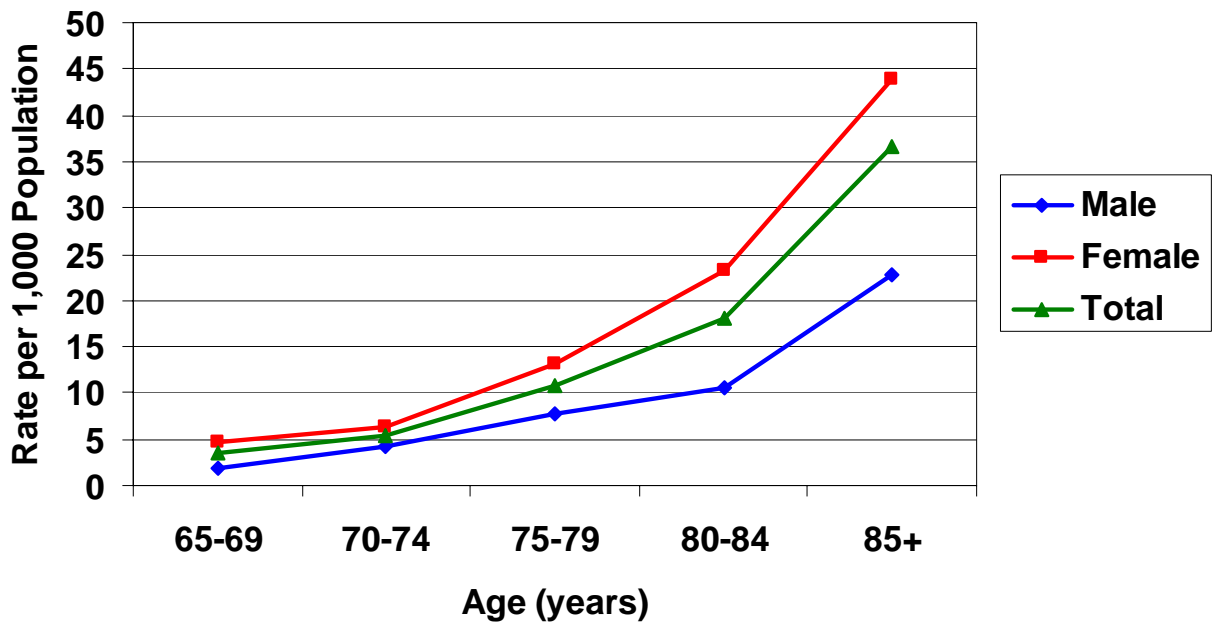


Figure 2: Age-Specific Fall-Related Injury Hospitalization Rates by Gender and Age Group



Produced By:

Office of Injury & Violence Prevention, Pinellas County Health Department
205 Dr. M L King St N, St Petersburg, FL 33701 (727) 824-6900

Data Source: Agency for Health Care Administration,
Florida Center for Health Information and Policy Analysis, Hospital Discharge Data.

2005 Fall-Related Injury Hospitalizations Pinellas County Florida Residents Aged 65 Years and Older

Figure 3: Fall-Related Injury Hospitalizations by Race

County Demographics, Ages 65+	
Race	Percent Population
White	~ 95%
Black	~ 4%
Other	~ 1%

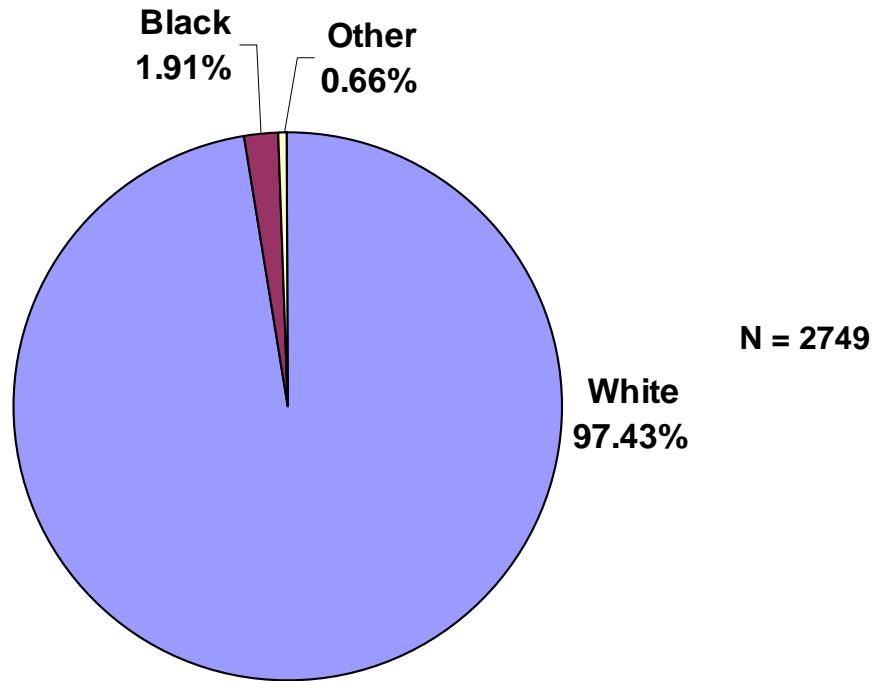
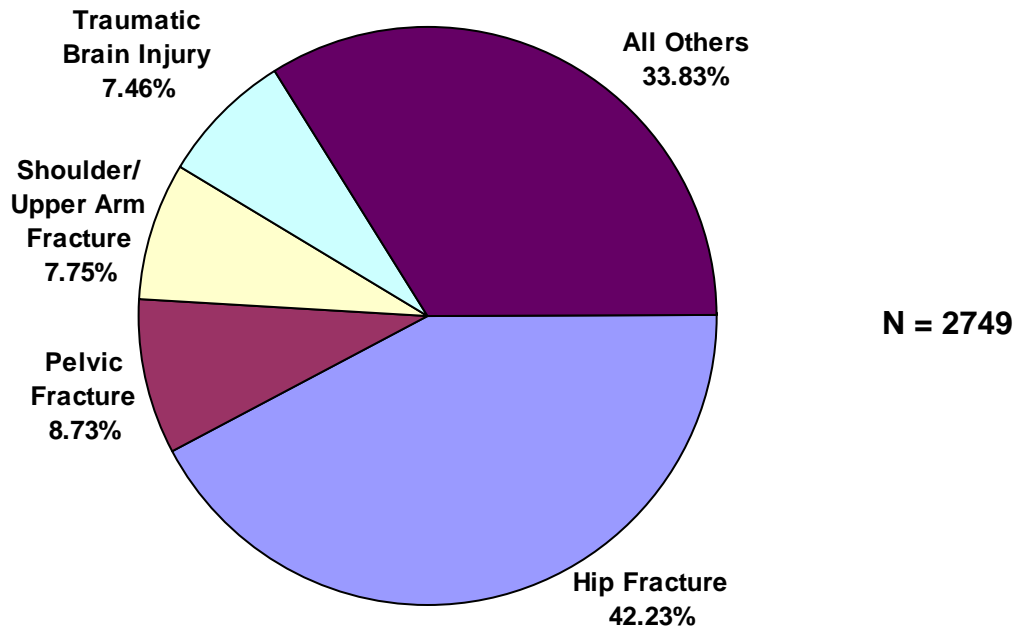


Figure 4: Fall-Related Injury Hospitalizations by Nature of Injury



Produced By:

Office of Injury & Violence Prevention, Pinellas County Health Department
205 Dr. M L King St N, St Petersburg, FL 33701 (727) 824-6900

Data Source: Agency for Health Care Administration,
Florida Center for Health Information and Policy Analysis, Hospital Discharge Data.

2005 Fall-Related Injury Hospitalizations Pinellas County Florida Residents Aged 65 Years and Older

Figure 5: Fall-Related Injury Hospitalizations by Cause of Fall

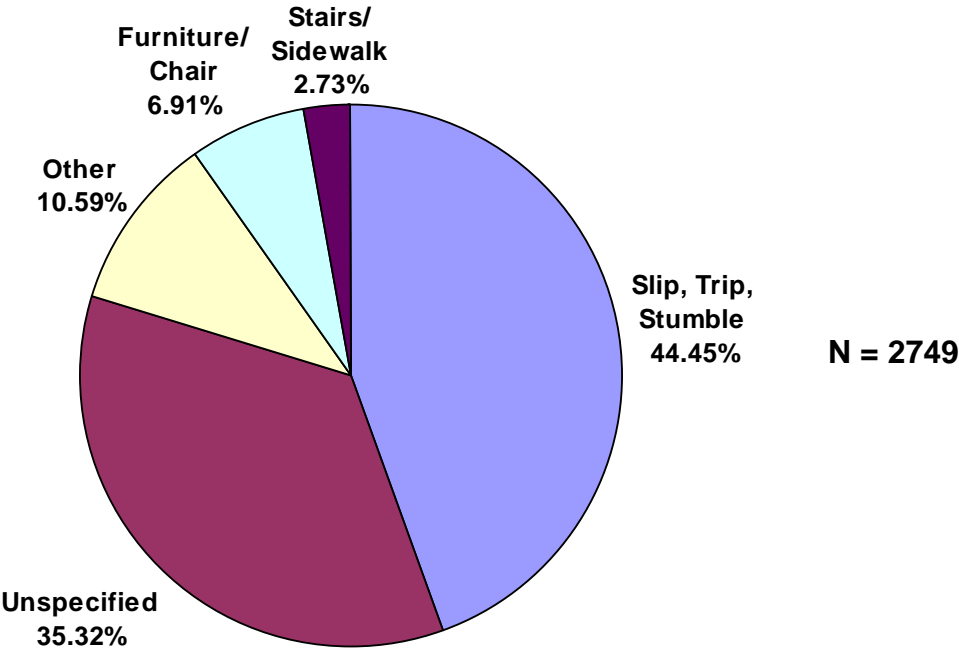
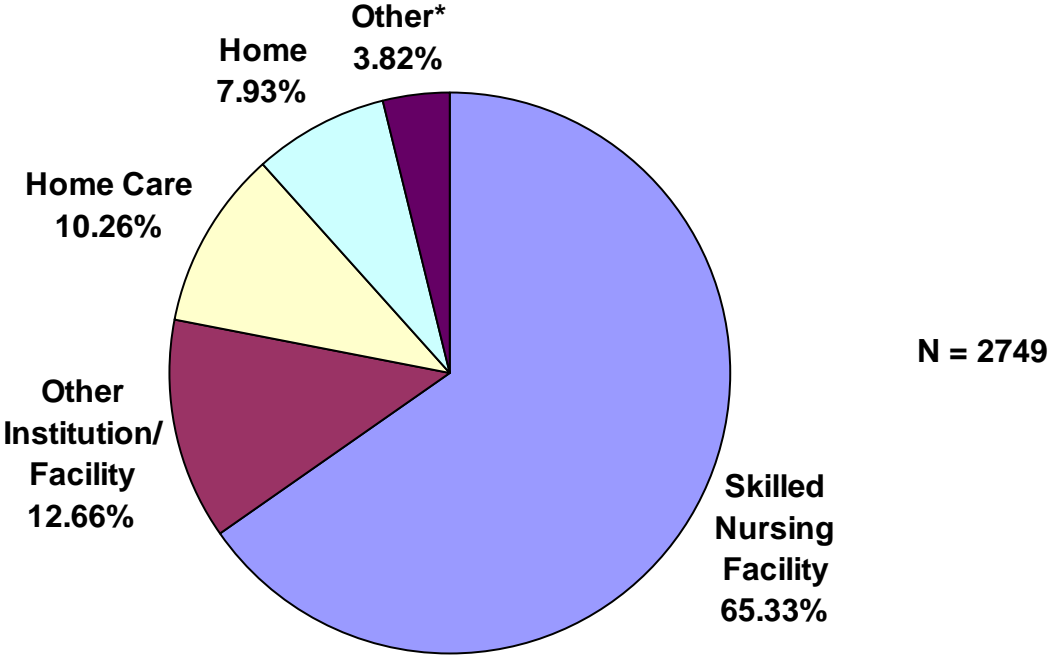


Figure 6: Fall-Related Injury Hospitalizations by Discharge Status



* Other includes: Medical Hospice, Home Hospice, Expired, and Left Facility Against Medical Advice



Produced By:
Office of Injury & Violence Prevention, Pinellas County Health Department
205 Dr. M L King St N, St Petersburg, FL 33701 (727) 824-6900
Data Source: Agency for Health Care Administration,
Florida Center for Health Information and Policy Analysis, Hospital Discharge Data.

2005 Fall-Related Injury Hospitalizations Pinellas County Florida Residents Aged 65 Years and Older

**Figure 7: Fall-Related Injury Hospitalizations by Length of Stay
and Cost of Admission* (N = 2749)**

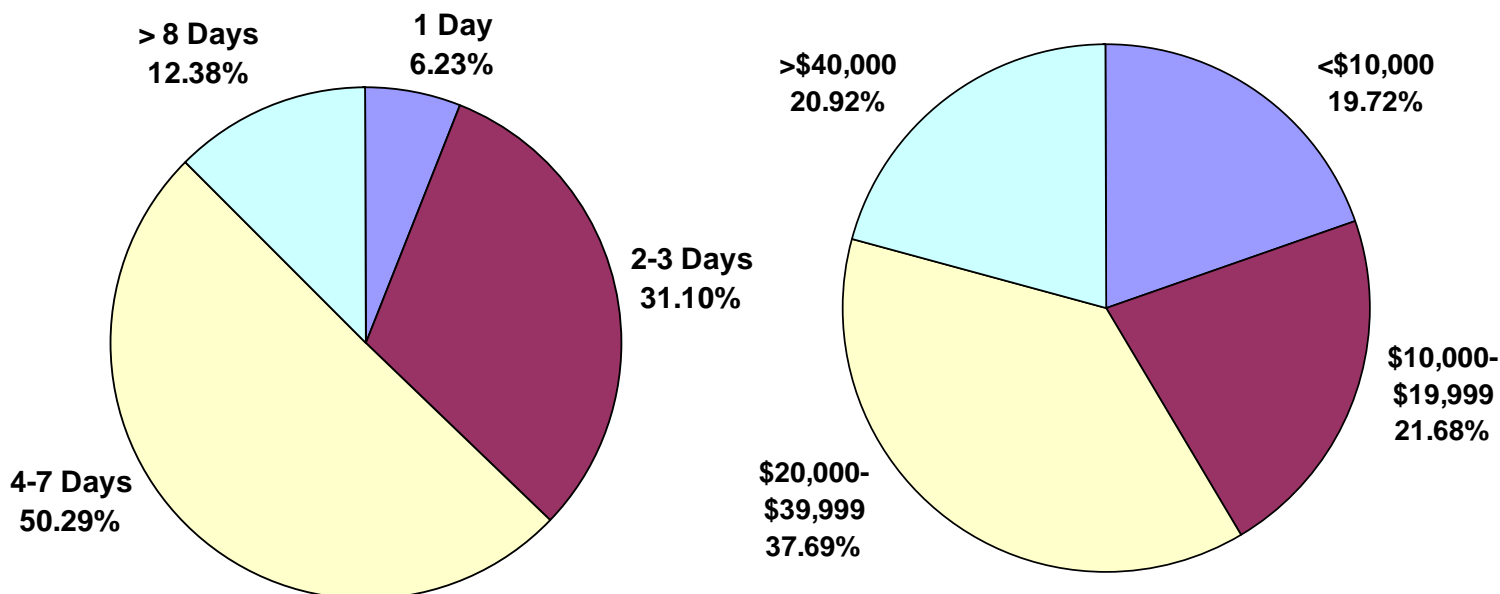


Table 1: Nature of Injury by Length of Stay and Cost of Admission*

Nature of Injury	Median Length of Stay	Median Charge	Total Charges
Hip Fracture	5 Days	\$32,911.00	\$43,302,792
Pelvic Fracture	3 Days	\$10,130.50	\$3,388,419
Shoulder / Upper Arm Fracture	3 Days	\$17,485.00	\$5,340,097
Traumatic Brain Injury	4 Days	\$15,155.00	\$5,803,877
All Others	3 Days	\$14,828.00	\$19,781,048
All (Total)	4 Days	\$23,930.00	\$77,616,233

*May overestimate payer's actual cost

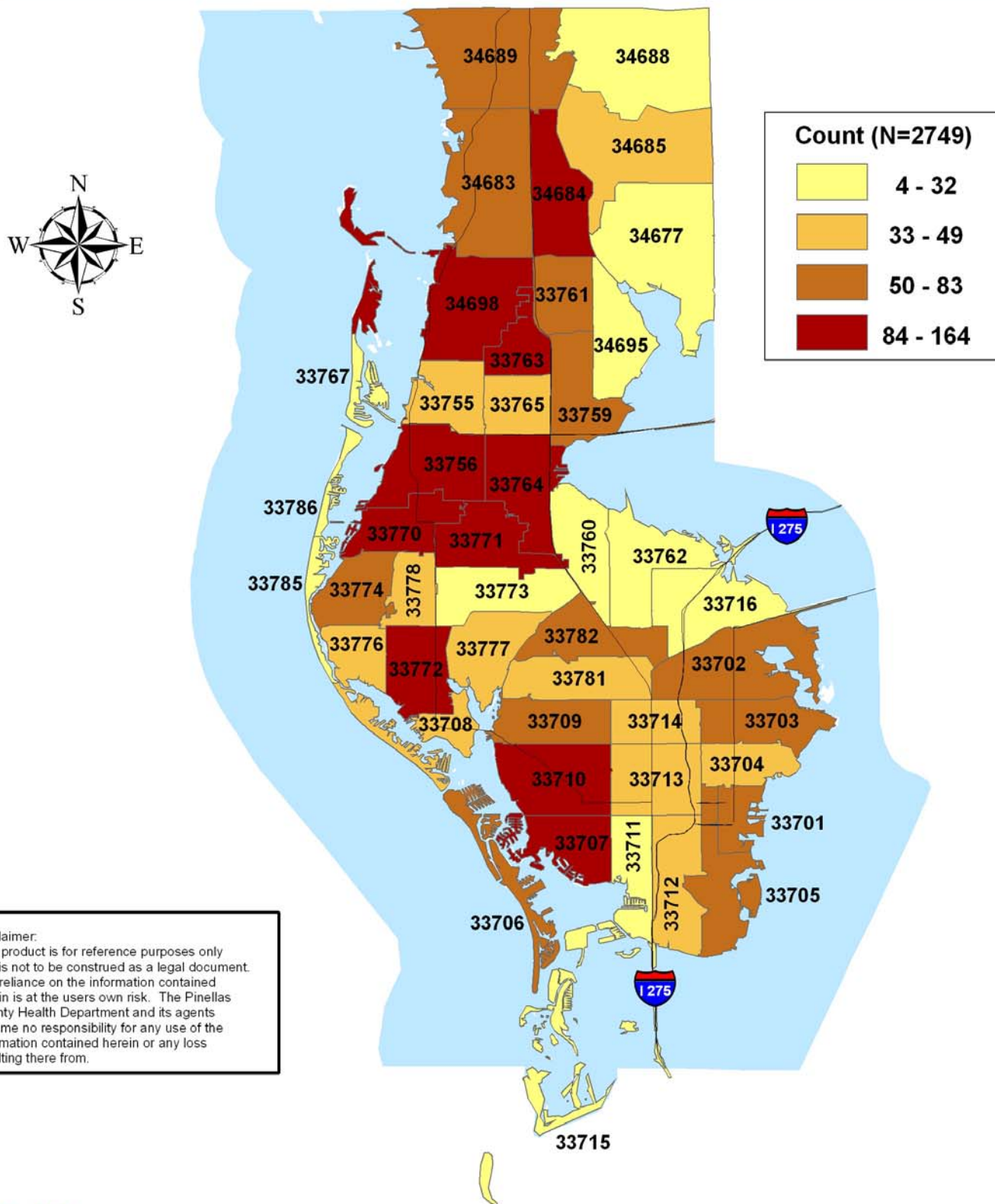


Produced By:

Office of Injury & Violence Prevention, Pinellas County Health Department
205 Dr. M L King St N, St Petersburg, FL 33701 (727) 824-6900

Data Source: Agency for Health Care Administration,
Florida Center for Health Information and Policy Analysis, Hospital Discharge Data.

Number of Unintentional Fall-Related Injury Hospitalizations by Zip Code of Residence, Pinellas County Florida Residents Aged 65 Years and Older, 2005

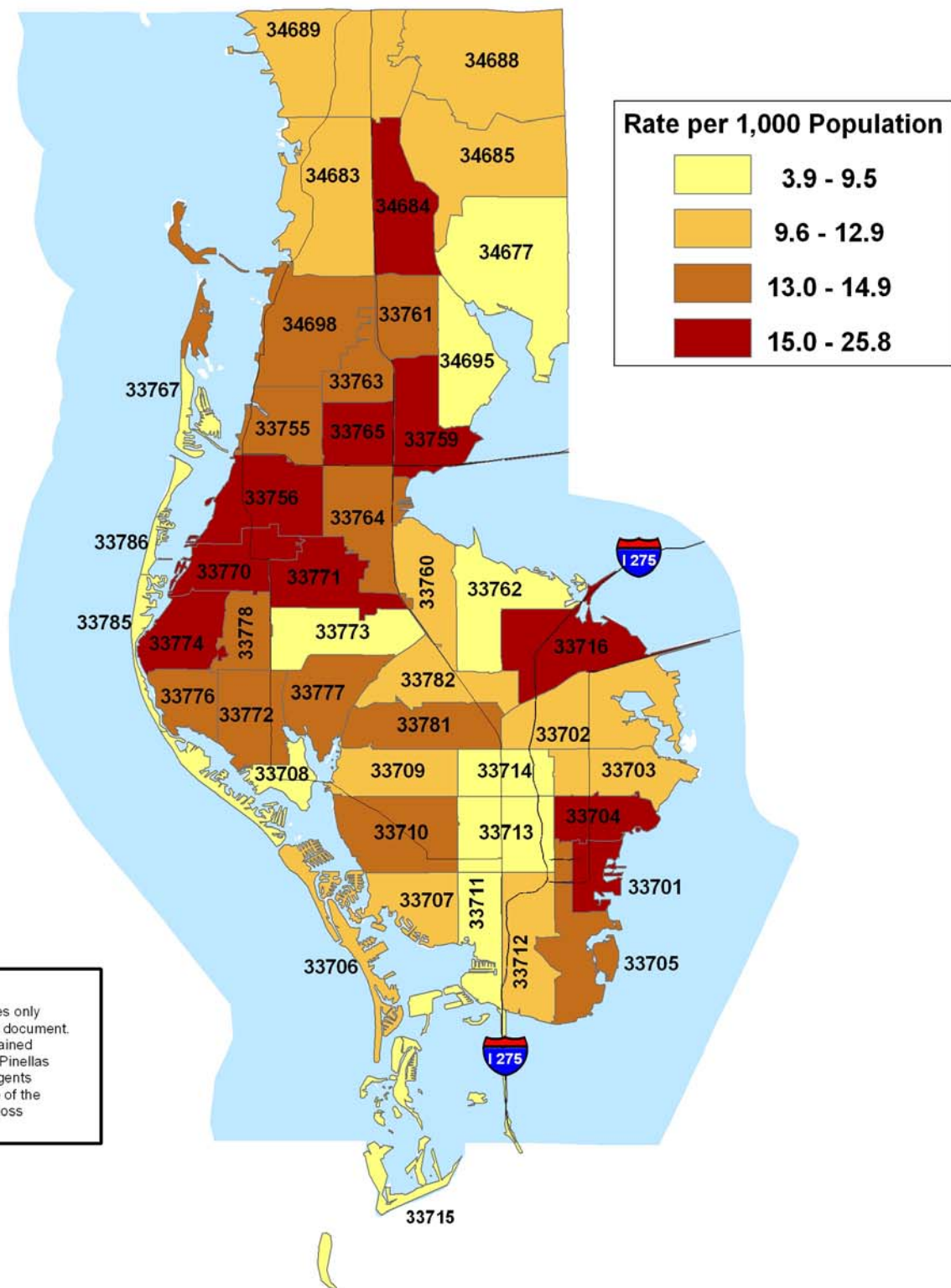


Disclaimer:
 This product is for reference purposes only and is not to be construed as a legal document. Any reliance on the information contained herein is at the users own risk. The Pinellas County Health Department and its agents assume no responsibility for any use of the information contained herein or any loss resulting there from.



Produced By: Office of Injury and Violence Prevention, Pinellas County Health Department
 205 Dr. ML King St N, St. Petersburg, FL 33701 (727) 824-6900
 Data Source: Agency for Health Care Administration, Florida Center for Health Information and Policy Analysis, Hospital Discharge Data.

Rate of Unintentional Fall-Related Injury Hospitalizations by Zip Code of Residence, Pinellas County Florida Residents Aged 65 Years and Older, 2005



Disclaimer:
This product is for reference purposes only and is not to be construed as a legal document. Any reliance on the information contained herein is at the users own risk. The Pinellas County Health Department and its agents assume no responsibility for any use of the information contained herein or any loss resulting there from.



Produced By: Office of Injury and Violence Prevention, Pinellas County Health Department
205 Dr. ML King St N, St. Petersburg, FL 33701 (727) 824-6900
Data Source: Agency for Health Care Administration, Florida Center for Health Information and Policy Analysis, Hospital Discharge Data.